

Cornerstone Progressive Growth MAP 6 April 2021 Factsheet

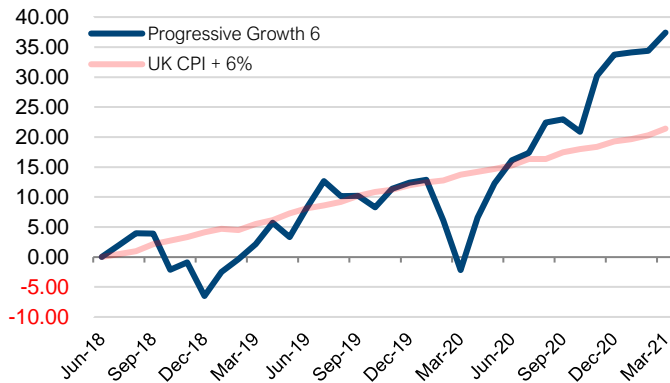
All data as at 31st March 2021



Aubrey Capital Management

For authorised intermediaries and professional investors only

Performance % change



Top Ten Holdings

FUND NAME	%
iShares S&P 500 GBP Hedged ETF	10
Premier Miton US Opportunities	7
Baillie Gifford American	7
Schroder Asian Alpha	6
Baillie Gifford Emerging Markets Growth B Inc	6
Fortem Capital Progressive Growth	5
iShares S&P 500 Minimum Volatility	5
Gemini Capital Defined Returns B	5
iShares USA Multifactor	5
iShares World Minimum Volatility	5

Portfolio characteristics

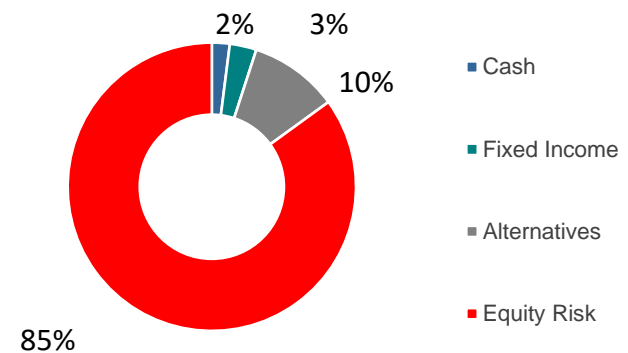
EXPECTED RISK < 0 1 2 3 4 5 6 >

Benchmark	CPI + 6%
Yield	0.83%
Annual Management Charge	0.36% (inc VAT)
Total Ongoing Charges*	0.91%
Launch Date	30/06/2018
Typical Growth/Defensive Split	100/0
Typical Max Loss	30%

* Total Ongoing Charges includes Aubrey's annual management fee (including VAT) and also any associated underlying asset charges.

Asset allocation

Figures subject to rounding



Performance (%)	1 month	3 Months to March 2021	1 year to March 2021	Since inception June 2018
Cornerstone Progressive Growth 6	2.26%	2.76%	40.49%	37.43%
UK CPI + 6%	0.80%	1.63%	6.77%	21.40%

Main objective

The objective for the Cornerstone Progressive Growth MAP 6 portfolio is to offer potential for returns above inflation where the investor is prepared to invest in a portfolio that will predominantly be invested in equities and include very limited diversification to other asset classes. This strategy may experience significant day to day fluctuations in value and the potential for significant loss.

Risk profile

Cornerstone Progressive Growth MAP 6 targets very high risk and is designed for investors who would be able to tolerate a loss of 30% in one year (but understand and accept that this could be more in extreme circumstances). Benchmark is CPI +6% and expected volatility 15+.

Investment policy

The Cornerstone Progressive Growth MAPs comprise of six portfolio options driven by the Aubrey asset allocation process and designed to meet with a range of objectives and risk. Portfolios are monitored on an ongoing basis with asset allocation formally reviewed and where appropriate rebalanced on a quarterly basis. The portfolios may hold but are not limited to, listed securities and collective investment schemes including ETFs and alternative assets and strategies.

Past performance is no guarantee of future results and the value of such investments and their strategies may fall as well as rise. You may not get back your initial investment. Capital security is not guaranteed.

Cornerstone Progressive Growth MAP 6 April 2021 Factsheet

All data as at 31st March 2021



Aubrey Capital Management

For authorised intermediaries and professional investors only

Chris Sutton – Investment Director, Wealth Management

Portfolio manager



Chris joined Aubrey in 2013, prior to which he was Deputy Regional Director in Edinburgh for Rathbone Investment Management having joined the firm in 1997. An executive member of Rathbones Asset Allocation and Collectives Research Committees, with significant background in multi asset and risk-based portfolio construction, Chris has particular experience in the IFA and SIPP markets. Chris has led the development of the Aubrey adviser offering including the Model Portfolio Service. He has a Master's Degree in Financial Economics and is a Chartered Member of the Securities Institute and Chartered Wealth Manager.

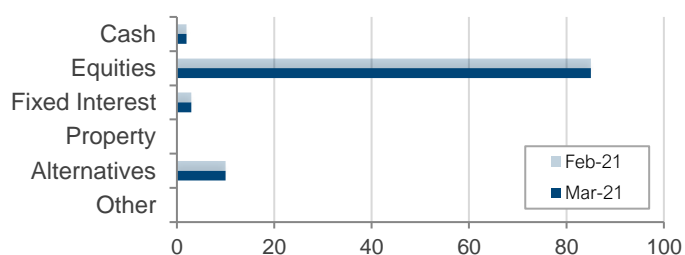
Investment approach

Aubrey Capital Management is a specialist investment manager founded in 2006. Aubrey believes in achieving long-term positive returns after inflation through investing in diversified multi-asset portfolios designed to produce attractive risk-adjusted returns. When constructing each portfolio Aubrey seeks to understand the potential returns and risk from individual investments and each portfolio as a whole, using different assets to spread and diversify risk. Aubrey analyse long-term returns, risk and correlation between assets in order to maximise risk adjusted returns within the risk parameters set by the asset allocation.

Risk Factors

Although this strategy has been designed to provide a relatively lower level of investment risk, the value of your investment will fluctuate and you may get back less than you invest. It is therefore important that these investments are held for the medium to long term in order to reduce the possibility of loss. Aubrey split different investments into the broad asset classes noted above. There are risks associated with each of these asset classes. Aubrey principally considers risk in this strategy as to how variable or 'volatile' investments are over time. An investment that rises or falls over a short period of time is deemed more risky than one which is more stable in this timeframe. Aubrey targets an overall level of risk from each strategy within the constraints of the asset allocation and overall target risk level. Aubrey endeavours to actively manage the strategies within targeted levels of risk but cannot guarantee that in extreme market conditions the level of risk and maximum loss will not move outside these targets.

Changes to asset allocation



Important Information

This document has been issued by Aubrey Capital Management Limited which is authorised and regulated in the UK by the Financial Conduct Authority.

It has been prepared solely for information purposes for intermediaries, does not in any way constitute advice and is not a solicitation, or an offer to buy or sell any security. The information on which the document is based has been obtained from sources that we believe to be reliable, and in good faith, but we have not independently verified such information and no representation or warranty, express or implied, is made as to their accuracy. All expressions of opinion are subject to change without notice. Please note that the prices of shares and income from them can fall as well as rise and you may not get back the amount originally invested. This can be as a result of market movements and also of variations in the exchange rates between currencies. Past performance is not a guide to future returns and may not be repeated. Returns are calculated internally using Bloomberg data. Performance is net of Aubrey investment management fees. Linked portfolios may not exactly replicate the model due to the timing of initial investments, rebalancing differences resulting from minimum transaction size limits or where a client wrapper includes investments not part of the model.

Aubrey Capital Management Limited accepts no liability or responsibility whatsoever for any consequential loss of any kind arising out of the use of this document or any part of its contents. The use of this document should not be regarded as a substitute for the exercise by the recipient of her own judgement. All data Aubrey Capital/FE Analytics/Bloomberg.